



# Disney THE ODD LIFE OF TIMOTHY GREEN

## Blessing Box Craft

Tell someone special in your life exactly how much they mean to you by creating a special gift box filled with blessings and words of appreciation.



Enclose a piece of chocolate for a sweet surprise!

Because you are...

Because you are we are blessed to have you in this world.

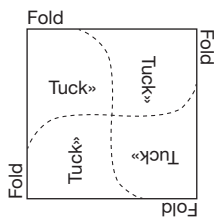
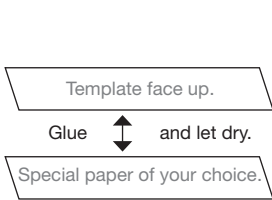
Because you are...

Because you are...

Because you are...

**YOU WILL NEED:** printer, paper, craft paper or construction paper, non-toxic glue, marker and scissors!

**DIRECTIONS:** Print out this template and fill in the recipients name in the center. Then write your blessings for this person on the outer leaves. Glue to a piece of pretty craft paper. Let dry. Have an adult help you cut out the template. Fold by tucking each piece towards the center.



On Disney Blu-ray Combo Pack and HD Digital December 4th





# Disney THE ODD LIFE OF TIMOTHY GREEN



## My 7 Wish Leaves

Create a set of wish leaves that describe the type of person you wish to be. Then, decorate your room with them as helpful reminders.




**YOU WILL NEED:** heavy card stock paper, printer, non-toxic glue, marker and scissors!

**DIRECTIONS:** Print out each template on heavy card stock paper. Have an adult help you fold each template down the center and glue between the fold. Let dry. Cut out each leaf from the template and write your seven wishes on each leaf. Place in your room where they can inspire you everyday!

### On Disney Blu-ray Combo Pack and HD Digital December 4th




Fold.....



Wish


1




Wish

2

Fold.....



Wish  
3



Wish  
4



Fold.....



Wish  
5



Wish  
6

Fold.....



Wish  
7

# Disney THE ODD LIFE OF TIMOTHY GREEN

Life is full of gifts, big and small. Sometimes a single word of "Thanks" can be a gift that lifts someone's spirit. Create a special "Leaf Behind" the next time you want to express your gratitude or good wishes to someone who has made a difference in your life. All you need is a marker, scissors and message to share.



## Leaf Behinds

Have an adult help you with this activity!

**DIRECTIONS:** Have an adult help you cut each leaf, write down a special message with your marker and leave in a place where it can easily be found!

**USE THE TEMPLATES ON THE FOLLOWING PAGE TO CREATE YOUR LEAF BEHINDS»**



**Thank  
You for...**

*Making my  
favorite meal  
for dinner and  
being the best  
ever!*

▶ You can also use REAL fallen leaves for your leaf behind. If a real fallen leaf catches your eye, try using your marker to write a special message and place somewhere in your home to be found at a later time!

**On Disney Blu-ray Combo Pack  
and HD Digital December 4th**



Disney THE  
ODD  
LIFE OF  
TIMOTHY  
GREEN

Thank  
You for...



Thank  
You for...

**DIRECTIONS:** Have an adult help you cut each leaf, write down a special message with your marker and leave in a place where it can easily be found!



Disney THE  
ODD  
LIFE OF  
TIMOTHY  
GREEN

Thank  
You for...



Thank  
You for...

**DIRECTIONS:** Have an adult help you cut each leaf, write down a special message with your marker and leave in a place where it can easily be found!