

Disney Santa Paws 2

THE SANTA PUPS

CHRISTMAS WISH BOOK



Create

Your very own Christmas Wish Book for this holiday season!

YOU WILL NEED

A PRINTER | NON-TOXIC GLUE | HOLE PUNCH | RIBBON | PEN

DIRECTIONS

Step 1

Print out the following four pages on your home computer.

Step 2

Glue the pages together back to back as indicated on diagram A. Allow to dry.

Step 3

Stack the pages together and fold into a booklet. See diagram B

Step 4

Use a hole punch to make two holes, one at the center fold top and one at the center fold bottom. See diagram C.

Step 5

Pass ribbon through the holes in your book from the inside center fold through to the outside cover fold and tie off in a bow.

Step 6

Add a second piece of ribbon to create a loop to hang your wish book from a tree or mantle as decoration.

Step 7

Fill your book with your hopes and wishes.

Diagram A




Diagram B

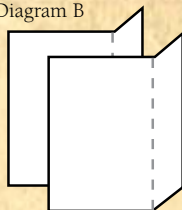
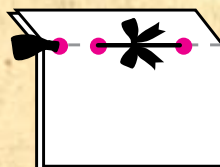


Diagram C




Merry Christmas!



ON BLU-RAY™ COMBO PACK & HD DIGITAL NOVEMBER 20



MY CHRISTMAS WISH BOOK



**ON BLU-RAY™ COMBO PACK
& HD DIGITAL NOVEMBER 20**




MY CHRISTMAS GIFTS

Here are pictures of the two gifts that I would like most for Christmas:




Noble



HOLIDAY MUSIC

These are my favorite Christmas songs to listen to:




These are my favorite Christmas songs to sing:



Jingle


PICTURES OF MY FAMILY

Here are some pictures of my family:



MY CHRISTMAS WISH LIST

These are the gifts I would like for Christmas:



GOOD CHARITY

Here is a picture of a charitable thing I am doing this holiday season:



These are some of the charitable acts my family and I have done throughout the year:

More charitable things I would like to do this holiday season:

Charity



MY HOPES FOR THIS HOLIDAY

Hopes for my family:

Hopes for my community:

Hopes for the world:

Hopes for myself:

Hope

